Steel Manufacturing and Trade

Product Catalogue

HUS
Steel manufacturing
and trade

Over 20 years of experience in
steel manufacturing and trade

Who we are

History

HUS is a family company established in 1990 and headquartered in the city of Plovdiv, Bulgaria. It is specialized in manufacturing and trading of steel products. HUS proved to be a reliable partner and gained a superior reputation on the Bulgarian and East European markets.
Over the years the company has constantly invested in hi-end machinery, modern production facilities, warehouses and in the development and qualification of its employees. The wide range of steel products and the high volumes of stock enable the company to meet the market demand for steel goods in various fields – construction, engineering, steel processing, and others.

Values

The business strategy of HUS is building and keeping sustainable long-term relationship with its partners. For more than two decades of development , competence and experience in the steel industry we have evidenced a long list of successful business partnerships. We value our customers' needs and trust which we consider as our reward and a milestone to our continuous growth. We aim at affirming the name of HUS as being the most reliable steel supplier in Bulgaria and continuously increase its presence on the international markets.

Assets

- 14 warehouses, commercial, industrial and office facilities spreading on a total area of 600 000 m² (200 000 m² covered area)
- Over 70 000 metric tons of constantly available steel products on stock
- More than 300 highly qualified employees firmly committed to the company's values and goals
- More than 50 heavy-lift trucks ensuring a prompt delivery
- Financial capacity and liquidity which enables the company to meet all of its obligations to suppliers and partners on time, and invest in further business development
- Technical equipment for production of various steel products and performing steel processing services

Our Team

The most valuable asset of HUS is its human capital. For more than 20 years HUS has been focusing on recruiting energetic and highly qualified specialists, and investing in their further education and training. Our managers, engineers, sales people and production employees are fully committed to the company's values. HUS is a modern company constantly deploying new technologies, latest management practices and sustainable development principles. The high quality provided by our company is emphasized by implementing the Quality Management System in accordance with ISO 9001:2008, ISO 14001:2004, BS OHSAS 18001:2007.



Products

HUS produces cold-formed welded tubes and hollow sections, cold bent profiles, welded wire mesh, corrugated sheets and profiles for dry-wall construction. The company also provides services such as cut to length from coils, cut to strips from coils, cut and bend of reinforcement steel. HUS is involved in domestic trade, import and export of hot-rolled and cold-rolled coils and sheets, hot-dip galvanized coils and sheets, PPGI, beams, merchant bars, concrete reinforcing steel, thermal insulation panels, seamless tubes and more.

We guarantee our present and future partners high quality products, positive attitude, professional services and on-time fulfillment of all undertaken commitments. You can rely on us!

Manufacturing

Welded Tubes and Hollow Sections

Cold Bent Profiles

Galvanized Profiles

Welded Wire Mesh

Corrugated sheets



Round
Square
Rectangular
Hydrotested

Welded Tubes and Hollow Sections

Welded Round Tubes

EN 10219 I EN 10305

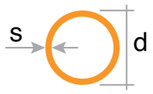

Weight (kg/meter)

Own production range is marked in orange

Diameter *d*		Thickness (mm) *s*																
inch	mm	0.5	0.8	1	1.2	1.4	1.5	1.6	1.8	2	2.2	2.3	2.5	2.6	2.8	2.9	3	3.2
	19.0	0.228	0.359	0.444	0.527	0.607	0.647	0.686	0.763	0.838	0.911	0.947	1.017					
(1/2")	21.3									0.951	1.036	1.077	1.159	1.198	1.277			
	25.0	0.302	0.477	0.592	0.704	0.814	0.869	0.923	1.029	1.134	1.236	1.287	1.387	1.436	1.532	1.580	1.627	
(3/4")	26.9									1.228	1.339	1.395	1.504	1.557	1.663	1.716	1.767	1.869
	32.0	0.388	0.615	0.764	0.911	1.056	1.128	1.199	1.340	1.479	1.616	1.684	1.818	1.884	2.015	2.080	2.144	
(1")	33.7									1.563	1.708	1.780	1.923	1.993	2.133	2.202	2.270	2.406
	38.0		0.734	0.912	1.088	1.263	1.350	1.436	1.606	1.775	1.941	2.024	2.188	2.269	2.429	2.509	2.588	2.745
	40.0		0.773	0.961	1.148	1.332	1.423	1.514	1.695	1.873	2.050	2.137	2.311	2.397	2.567	2.652	2.736	
(1,1/4")	42.4									1.992	2.180	2.273	2.459	2.551	2.733	2.824	2.914	3.092
	44.5									2.095	2.294	2.392	2.588	2.685	2.878	2.974	3.069	3.258
	48.3									2.282	2.500	2.608	2.822	2.929	3.140	3.245	3.350	3.557
	50.8									2.406	2.635	2.750	2.976	3.089	3.313	3.424	3.535	3.755
(2")	60.3									2.874	3.151	3.288	3.562	3.698	3.968	4.103	4.237	4.504
	63.5									3.032	3.324	3.470	3.759	3.903	4.189	4.332	4.474	4.756
(2,1/2")	76.1									3.653	4.007	4.184	4.535	4.710	5.059	5.232	5.406	5.750
	88.9									4.284	4.702	4.910	5.324	5.531	5.942	6.147	6.352	6.760
(3,1/2)	101.6																7.291	7.761
(4")	114.3																8.230	8.763
(4,1/2")	127.0																9.169	9.765
	152.0																11.02	11.74
	177.8																12.93	13.77
	190.5																13.87	14.77
(8")	219.1																15.98	17.03
	244.5																	
	273																	
	323.9																	
	355.6																	
	406.4																	
	457																	
	508																	
	610																	
	711																	
	762																	
	813																	
	914																	
	1016																	
	1067																	
	1168																	
	1219																	

Thickness (mm) *s*																		
3.5	3.6	3.8	4	4.5	5	5.5	6	6.5	7	7.5	8	10	12	12.5	16	20	25	30
2.605	2.671	2.801	2.928															
2.976	3.053	3.203	3.352															
3.356	3.443	3.616	3.786	4.204														
3.537	3.629	3.812	3.993	4.437														
3.865	3.967	4.168	4.368	4.858	5.337													
4.081	4.188	4.402	4.614	5.136	5.645													
4.900	5.031	5.292	5.551	6.189	6.815													
5.176	5.315	5.592	5.866	6.544	7.210													
6.263	6.433	6.772	7.109	7.942	8.763													
7.368	7.569	7.971	8.371	9.362	10.34													
8.463	8.696	9.161	9.623	10.77														
9.559	9.823	10.35	10.88	12.18	13.47				18.51	19.74	20.96							
10.65	10.95	11.54	12.13	13.59	15.04	16.47	17.90		20.71	22.09	23.47							
12.81	13.17	13.88	14.59	16.36	18.12	19.86	21.59	23.31	25.02	26.71	28.40	35.00						
15.04	15.46	16.30	17.14	19.22	21.30	23.36	25.41	27.45	29.47	31.48	33.48	41.36						
16.13	16.58	17.49	18.39	20.63	22.86	25.08	27.29	29.48	31.66	33.83	35.99	44.49	52.80					
18.60	19.12	20.17	21.21	23.80	26.39	28.96	31.52	34.06	36.60	39.12	41.63	51.54	61.26					
					29.52	32.40	35.27	38.13	40.98	43.81	46.64	57.80	68.77					
					33.03	36.26	39.49	42.70	45.90	49.08	52.26	64.83	77.20					
					39.30	43.17	47.02	50.85	54.68	58.49	62.29	77.37	92.26					
					43.21	47.46	51.70	55.93	60.15	64.35	68.54	85.19	101.6	105.7	133.9	165.4		
							59.22	64.07	68.91	73.74	78.56	97.71	116.7	121.4	154.0	190.5	235.0	
							66.70	72.18	77.64	83.10	88.54	110.2	131.6	137.0	173.9	215.4	266.2	315.8
							74.24	80.35	86.44	92.53	98.60	122.8	146.7	152.7	194.0	240.6	297.6	353.5
							89.33	96.69	104.0	111.4	118.7	147.9	176.9	184.1	234.3	290.9	360.5	428.9
							104.3	112.9	121.5	130.1	138.6	172.8	206.8	215.2	274.1	340.6	422.7	503.6
							111.8	121.0	130.3	139.5	148.7	185.4	221.8	230.9	294.2	365.8	454.2	541.3
											158.7	197.9	236.9	246.6	314.3	390.9	485.6	579.0
											178.7	222.8	266.8	277.8	354.2	440.7	547.8	653.7
											198.8	248.0	297.0	309.2	394.4	491.0	610.7	729.1
												260.5	312.1	324.9	414.5	516.2	642.1	766.8
												285.4	341.9	356.0	454.3	565.9	704.3	
												298.0	357.0	371.7	474.4	591.1	735.8	



Welded Square Hollow Sections

EN 10219 I EN 10305

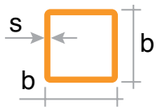

Weight (kg/meter)

Own production range is marked in orange

Dimensions (mm)	Thickness (mm) *s*															
b	0.5	0.8	1.0	1.2	1.4	1.5	1.6	1.8	2.0	2.2	2.3	2.5	2.6	2.8	2.9	3.0
15	0.227	0.356	0.438	0.518	0.595	0.632	0.669	0.741	0.810							
20	0.306	0.481	0.595	0.706	0.814	0.868	0.920	1.023	1.049	1.132	1.171	1.247				
25	0.384	0.607	0.752	0.894	1.034	1.103	1.171	1.306	1.363	1.477	1.532	1.640	1.692	1.793	1.842	1.890
30		0.732	0.909	1.083	1.254	1.339	1.422	1.588	1.677	1.822	1.893	2.032	2.100	2.233	2.297	2.361
35									1.991	2.168	2.254	2.425	2.508	2.672	2.753	2.832
40									2.305	2.513	2.616	2.817	2.916	3.112	3.208	3.303
50									2.933	3.204	3.338	3.602	3.733	3.991	4.119	4.245
60									3.561	3.895	4.060	4.387	4.549	4.870	5.029	5.187
70									4.189	4.586	4.782	5.172	5.366	5.749	5.940	6.129
80																7.07
90																8.01
100																8.96
120																10.84
140																12.72
150																13.67
160																
180																
200																
220																
250																
260																
300																
350																
400																

Thickness (mm) *s*																
3.2	3.5	3.6	3.8	4.0	4.5	5.0	5.5	6.0	6.5	7.0	7.5	8.0	10.0	12.0	12.5	16.0
2.485	2.664	2.722	2.834	2.942												
2.988	3.214	3.287	3.430	3.570	3.900											
3.490	3.763	3.852	4.027	4.198	4.606	4.989										
4.495	4.862	4.983	5.220	5.454	6.019	6.559										
5.500	5.961	6.113	6.413	6.710	7.432	8.129										
6.505	7.060	7.243	7.607	7.966	8.845	9.699										
7.51	8.16	8.37	8.80	9.22	10.26	11.27	12.25	13.21	13.86	14.72	15.55	16.36				
8.51	9.26	9.50	9.99	10.48	11.67	12.84	13.98	15.10	15.90	16.92	17.91	18.87				
9.52	10.36	10.63	11.19	11.73	13.08	14.41	15.71	16.98	17.94	19.12	20.26	21.38	25.56	29.27	30.12	
11.53	12.56	12.90	13.57	14.25	15.91	17.55	19.16	20.75	22.02	23.51	24.97	26.41	31.84	36.81	37.97	
13.54	14.75	15.16	15.96	16.76	18.74	20.69	22.62	24.52	26.11	27.91	29.68	31.43	38.12	44.34	45.82	
14.54	15.85	16.29	17.15	18.01	20.15	22.26	24.34	26.40	28.15	30.11	32.04	33.94	41.26	48.11	49.75	60.41
				19.27	21.56	23.83	26.07	28.28	30.19	32.31	34.39	36.45	44.40	51.88	53.67	65.43
				21.78	24.39	26.97	29.52	32.05	34.27	36.70	39.10	41.48	50.68	59.41	61.52	75.48
				24.29	27.21	30.11	32.98	35.82	38.35	41.10	43.81	46.50	56.96	66.95	69.37	85.53
						33.25	36.43	39.59	42.43	45.49	48.52	51.53	63.24	74.49	77.22	95.58
						37.96	41.61	45.24	48.56	52.09	55.59	59.06	72.66	85.79	89.00	110.6
								47.12	50.60	54.29	57.94	61.57	75.80	89.56	92.92	115.7
								54.66	58.76	63.08	67.36	71.62	88.36	104.6	108.6	135.8
												84.18	104.1	123.5	128.2	160.9
													119.8	142.3	147.9	186.0



Welded Rectangular Hollow Sections

EN 10219 I EN 10305

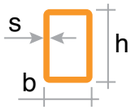

Weight (kg/meter)

Own production range is marked in orange

Dimensions (mm)		Thickness (mm) *s*														
b	h	0.5	0.8	1	1.2	1.4	1.5	1.6	1.8	2	2.2	2.3	2.5	2.6	2.8	2.9
10	20	0.227	0.356	0.438	0.518	0.595	0.632	0.669	0.741	0.810						
15	25	0.306	0.481	0.595	0.706	0.814	0.868	0.920	1.023	1,124	1.132	1.171	1.247			
20	30	0.384	0.607	0.752	0.894	1.034	1.103	1.171	1.306	1,438	1.477	1.532	1.640	1.692	1.793	1.842
20	40		0.732	0.909	1.083	1.254	1.339	1.422	1.588	1.677	1.822	1.893	2.032	2.100	2.233	2.297
30	40									1.991	2.168	2.254	2.425	2.508	2.672	2.753
30	50									2.305	2.513	2.616	2.817	2.916	3.112	3.208
40	60									2.933	3.204	3.338	3.602	3.733	3.991	4.119
40	80									3.561	3.895	4.060	4.387	4.549	4.870	5.029
40	100									4.189	4.586	4.782	5.172	5.366	5.749	5.940
60	80									4.189	4.586	4.782	5.172	5.366	5.749	5.940
60	100															
60	120															
60	140															
80	100															
80	120															
80	160															
100	140															
100	180															
100	200															
120	200															
150	250															
180	260															
100	300															
150	300															
200	300															
250	350															
200	400															
300	400															

Thickness (mm) *s*																	
3	3.2	3.5	3.6	3.8	4	4.5	5	5.5	6	6.5	7	7.5	8	10	12	12.5	16
1.890																	
2.361	2.485	2.664	2.722	2.834	2.942												
2.832	2.988	3.214	3.287	3.430	3.570	3.900											
3.303	3.490	3.763	3.852	4.027	4.198	4.606	4.989										
4.245	4.495	4.862	4.983	5.220	5.454	6.019	6.559										
5.187	5.500	5.961	6.113	6.413	6.710	7.432	8.129										
6.129	6.505	7.060	7.243	7.607	7.966	8.845	9.699										
6.129	6.505	7.060	7.243	7.607	7.966	8.845	9.699										
7.071	7.509	8.159	8.374	8.800	9.222	10.258											
8.013	8.514	9.258	9.504	9.993	10.48	11.67	12.84										
8.955	9.519	10.36	10.63	11.19	11.73	13.08	14.41	15.71	16.98								
8.013	8.514	9.258	9.504	9.993	10.48	11.67	12.84										
8.955	9.519	10.36	10.63	11.19	11.73	13.08	14.41	15.71	16.98								
10.84	11.53	12.56	12.90	13.57	14.25	15.91	17.55	19.16	20.75	22.02	23.51						
10.84	11.53	12.56	12.90	13.57	14.25	15.91	17.55	19.16	20.75	22.02	23.51	24.97	26.41	31.84	36.81	37.97	
12.72	13.54	14.75	15.16	15.96	16.76	18.74	20.69	22.62	24.52	26.11	27.91	29.68	31.43	38.12	44.34	45.82	
13.67	14.54	15.85	16.29	17.15	18.01	20.15	22.26	24.34	26.40	28.15	30.11	32.04	33.94	41.26	48.11	49.75	
					19.27	21.56	23.83	26.07	28.28	30.19	32.31	34.39	36.45	44.40	51.88	53.67	
							30.11	32.98	35.82	38.35	41.10	43.81	46.50	56.96	66.95	69.37	85.53
							33.25	36.43	39.59	42.43	45.49	48.52	51.53	63.24	74.49	77.22	95.58
									35.82	38.35	41.10	43.81	46.50	56.96	66.95	69.37	85.53
									40.53	43.45	46.59	49.70	52.78	64.81	76.37	79.19	98.09
									45.24	48.56	52.09	55.59	59.06	72.66	85.79	89.00	110.6
									54.66	58.76	63.08	67.36	71.62	88.36	104.6	108.6	135.8
													71.62	88.36	104.6	108.6	135.8
													84.18	104.1	123.5	128.2	160.9

Cold Bent Profiles

Cold Bent Profiles

EN 10162

Weight (kg/meter)

Dimensions (mm)		Thickness (mm) *s*				Length
b	h	3.00	4.00	5.00	6.00	(mm)
40	30	2,08				2000 - 12000
50	30	2,28				2000 - 12000
60	30	2,52				2000 - 12000
60	40	3,00				2000 - 12000
80	40	3,48	4,48			2000 - 12000
100	40	3,96	5,12	6,90		4000 - 12000
100	40	4,44	5,76	7,70		4000 - 12000
100	60	4,92	6,40	9,30		4000 - 12000
120	40	4,44	5,76	7,00		4000 - 12000
120	50	4,92	6,40	7,80	9,00	4000 - 12000
120	60	5,40	7,04	8,60	10,08	3000 - 12000
140	40	4,92	6,40	7,80		4000 - 12000
140	50	5,40	7,04	8,60	10,08	3000 - 12000
140	60	5,88	7,68	9,40	11,04	3000 - 12000
160	40	5,40	7,04	8,60	10,08	4000 - 12000
160	50	5,88	7,86	9,40	11,04	3000 - 12000
160	60	6,36	8,32	10,20	12,00	3000 - 12000
160	80	7,20	9,60	11,80	13,92	3000 - 12000
180	40	5,80	7,60	13,30		3000 - 12000
180	50	6,36	8,32	10,20	12,00	3000 - 12000
180	60	6,80	8,96	11,00	12,96	3000 - 12000
180	80	7,70	10,24	12,60	14,88	3000 - 12000
180	100		11,52	14,20	16,80	3000 - 12000
200	60	7,30	9,60	11,80	13,92	3000 - 12000
200	80	8,20	10,88	13,40	15,84	3000 - 12000
200	100		12,60	15,00	17,76	3000 - 12000
220	80		11,52	14,20	16,80	3000 - 12000
220	100		12,80	15,80	18,72	3000 - 12000
240	80		12,16	15,00	17,76	3000 - 12000
240	100		13,44	16,60	19,68	3000 - 12000
260	100		14,08	17,40	20,64	3000 - 12000
280	100		14,72	18,20	21,60	3000 - 12000
300	100		15,36	19,00	22,56	3000 - 12000
According to customer's request		According to requested dimensions				3000 - 12000

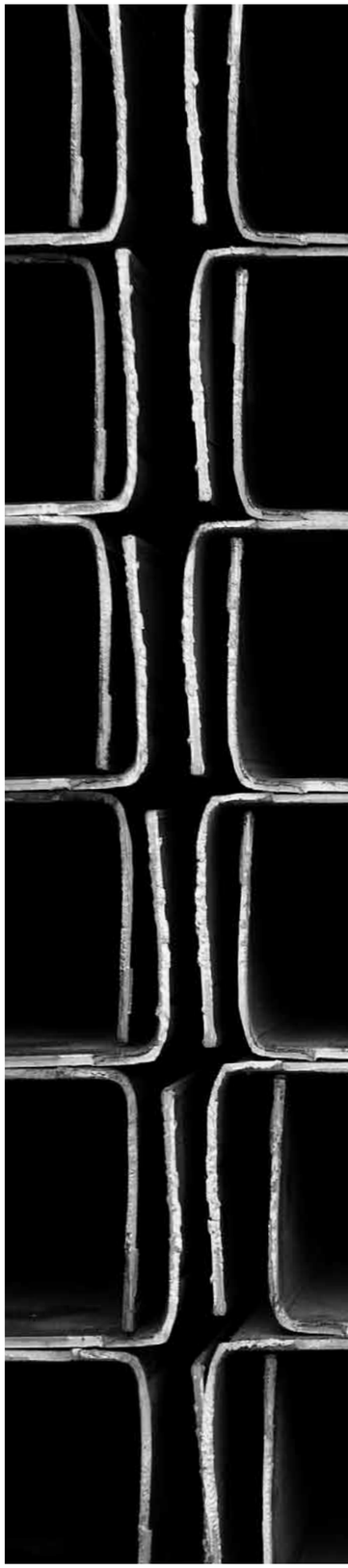

Hydrotested Welded Pipes

EN 10255

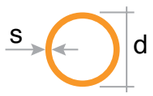

Own production range is marked in orange

Dimensions	Outside diameter *d*	Wall thickness *s*	Weight
inch	mm		kg/m
1/ 2"	21,3	2,6	1,21
3/ 4"	26,9	2,6	1,56
1"	33,7	3,2	2,41
1 1/ 4"	42,4	3,2	3,08
1 1/ 2"	48,3	3,2	3,56
2"	60,3	3,6	4,51
2 1/ 2"	76,1	3,6	5,51
3"	88,9	4,0	7,74
4"	114,3	4,5	12,2
5"	139,7	5,0	16,6
6"	165,1	5,0	18,99

Galvanized Profiles

Galvanized Profiles for Dry-wall Construction

Reinforcement Galvanized Profiles for PVC Systems



Galvanized Profiles for Dry-wall Construction

Profile Type	Number in bundle	Meters in bundle
UD 28	288	864
CD 60/27	188	CD/3 m - 540 m
		CD/4 m - 720 m
UW	180	UW50/3 m - 540 m
	144	UW75/3 m - 432 m
	96	UW100/3 m - 288 m
CW	128	CW50/3 m - 384 m
	96	CW75/3 m - 288 m
	64	CW100/3 m - 192 m

Reinforcement Galvanized Profiles for PVC Systems

Profile type	Small package	Bundles	Meters
CD 60/27/3000	12 pcs	240 pcs	720 m
CD 60/27/4000	12 pcs	240 pcs	960 m
UD 28/27/3000	24 pcs	384 pcs	1152 m
CW 50/3000	8 pcs	128 pcs	384 m
CW 75/3000	8 pcs	96 pcs	288 m
CW 100/3000	8 pcs	64 pcs	192 m
UW 50/3000	12 pcs	180 pcs	540 m
UW 75/3000	12 pcs	144 pcs	432 m
UW 100/3000	12 pcs	96 pcs	288 m

Corrugated sheets

Corrugated sheets

Type	Coil width (mm)	Cover width (mm)	Thickness (mm)						Wave number
			0.4	0.5	0.55	0.6	0.7	0.8	
LT 20	1000	880	3.14	3.93	4.32	4.71	5.50	6.28	4
LT 30	1000	850	3.14	3.93	4.32	4.71	5.50	6.28	4
LT 40	1000	730	3.14	3.93	4.32	4.71	5.50	6.28	5
LT 50	1250	890	3.93	4.91	5.40	5.89	6.87	7.85	5



Welded Wire Mesh

Welded Wire Mesh for Concrete Reinforcement

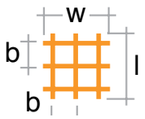

Diameter	Grade	Cell size (bxb)	Length (l)	Width (w)	Weight – item	Weight – m^2	Weight – Bundle	Numbers in a bundle
mm		mm			kg			
4,0	B500A	100 x 100	4000	2000	15,84	1,98	1590	100
		100 x 100	6000	2000	23,76	1,98	2380	100
		150 x 150	4000	2000	10,30	1,30	1030	100
		150 x 150	6000	2000	15,64	1,30	1560	100
		200 x 200	4000	2000	7,90	0,99	790	100
		200 x 200	6000	2000	11,88	0,99	1190	100
5,0		150 x 150	4000	2000	16,22	2,03	1298	80
		150 x 150	6000	2000	24,33	2,03	1946	80
		200 x 200	4000	2000	12,32	1,54	986	80
		200 x 200	6000	2000	18,48	1,54	1478	80
6,0		150 x 150	4000	2000	23,00	2,92	1380	60
		150 x 150	6000	2000	35,00	2,92	2100	60
		200 x 200	4000	2000	17,80	2,22	1086	60
		200 x 200	6000	2000	26,60	2,22	1596	60
8,0		150 x 150	4000	2000	41,00	5,12	2050	50
		150 x 150	6000	2000	61,40	5,12	3070	50
		200 x 200	4000	2000	31,60	3,95	1580	50
		200 x 200	6000	2000	47,40	3,95	2370	50
		100x100 - 200x200	4000 - 6150	2000 - 2150	According to dimensions			
4,0	B235	100x100 - 200x200	4000 - 6150	2000 - 2150	According to origin			
10,0		100x100 - 200x200	4000 - 6150	2000 - 2150				

Services

Cut to strips from Coils

Cut to length from Coils

Cut and bend of reinforcing steel

Cut to strips from Coils

EN 10143:2006 I EN 10131:2006 I EN 10051:2011

Thickness (mm)	Width (mm)
0.38 ÷ 0.5	40 ÷ 400
0.6 ÷ 1.4	40 ÷ 500
1.4 ÷ 2	40 ÷ 600
2 ÷ 3	50 ÷ 600
3 ÷ 4	100 ÷ 600
4 ÷ 5	140 ÷ 600

Cut to length from Coils

EN 10143:2006 I EN 10131:2006 I EN 10051:2011

Thickness (mm)	Length (mm)	Width (mm)
0.38 ÷ 0.8	480 ÷ 3000	1000 ÷ 1250
0.9 ÷ 2.5	480 ÷ 6000	1000 ÷ 1250
2 ÷ 4	1500 ÷ 6000	1000 ÷ 1250
4	1500 ÷ 9000	1500
5 ÷ 10	1500 ÷ 9000	1000 ÷ 2000
10 ÷ 16 (S235)	1500 ÷ 9000	1000 ÷ 2000

Cut and bend of reinforcing steel

Pre-formed reinforcing steel elements are used for preparation of tied up or welded skeletons of reinforced concrete in the construction of residential and industrial buildings and facilities. The elements are made from steel Debars by mechanical deformation - straightening, cutting and bending to obtain dimensions corresponding to the particular technical drawing. Dimensions - according to customer specifications and according to standard EN 10080:2005.

Trade

Flat Products

Long Products

Concrete Reinforcing Steel

Other products

Hot Rolled
Cold Rolled
Hot-dip Galvanized
Chequered

Flat Products

Hot Rolled

Coil

Sheet

Plate

Hot Rolled Coil

Thickness	Maximum Width										
(mm)	Group 1	Group 2	Group 3	Group 4	Group 5	Group 6	Group 7	Group 8	Group 9	Group 10	Group 11
1.10-1.14	1000	1000									
1.15-1.19	1000	1000									
1.20-1.29	1250	1250									
1.30-1.39	1250	1250									
1.40-1.49	1300	1300	1000								
1.50-1.59	1500	1500	1000	1000							
1.60-1.69	1500	1500	1100	1100							
1.70-1.79	1500	1500	1350	1270	1000						
1.80	1650	1500	1400	1300	1200	1000	1000			1000	1000
1.81-1.89	1650	1500	1400	1300	1200	1000	1000				
1.90	1650	1500	1400	1300	1200	1000	1000			1250	1250
1.91-1.99	1650	1500	1400	1300	1200	1000	1000				
2.00-2.09	1650	1550	1500	1450	1250	1000	1200	1000	1000	1250	1250
2.10-2.19	1650	1550	1500	1450	1250	1000	1250	1250	1000	1250	1250
2.20-2.29	1650	1550	1550	1500	1250	1100	1450	1450	1200	1250	1250
2.30-2.39	1650	1550	1550	1550	1450	1150	1450	1450	1200	1250	1250
2.40-2.49	1650	1650	1550	1650	1450	1250	1450	1450	1250	1250	1250
2.50-2.60	1650	1800	1550	1650	1450	1250	1450	1450	1250	1250	1250
2.61-2.69	1650	1800	1550	1650	1450	1250	1450	1450	1250		
2.70-2.90	1650	1800	1550	1650	1450	1250	1450	1450	1250	1280	1280
2.91-2.99	1650	1800	1550	1650	1650	1450	1450	1450	1250		1280
3.00-3.09	1650	1850	1650	1650	1650	1450	1650	1650	1500	1370	1370
3.10-3.30	1650	1850	1650	1650	1650	1450	1650	1650	1500	1370	1370
3.31-3.39	1650	1850	1650	1650	1650	1450	1650	1650	1500		1370
3.40-3.49	1650	1850	1650	1650	1650	1450	1650	1650	1500	1370	1370
3.50-3.90	1650	2000	1650	1650	1650	1450	1650	1650	1500	1370	1370
3.91-3.99	1650	2000	1650	1650	1650	1650	1650	1650	1500		
4.00-4.39	1650	2000	1650	1700	1650	1650	1650	1650	1500	1500	1500
4.40-4.99	1650	2000	1650	1800	1650	1650	1650	1650	1500	1500	1500
5.00-5.49	1650	1650	1650	1900	1650	1650	1650	1650	1500	1500	1500
5.50-5.79	1650	1650	1650	2000	1650	1650	1650	1650	1500	1500	1500
5.80-6.00	1650	1650	1650	2000	1650	1650	1650	1650	1500	1500	1500
6.01-6.09	1650	1650	1650	2000	1650	1650	1650	1650	1500		
6.10-8.00	1650	1650	1650	2000	1650	1650	1650	1650	1500	1500	1500
8.01-18.99	1650	1650	1650	1650	1650	1650	1650	1650	1500		
19.00-25.00	1650	1650	1650	1650	1650	1650	1650	1500	1500		

Standards and Steel Grades of HRC

Gruop 1
DIN 1614-1 (St22, RRSt23, St24),
DIN EN 10111 (DD11, DD12, DD13),
ASTM A 1011 (CS Type B),
SAE J403 (SAE 1006),
JIS G3131 (SPHC),
JIS G3132 (SPHT-1).

Group 2
DIN EN 10025-2 (S235JR, S235J0, S235JR+N, S235JR+Cu, S235J2+N, S235JRC, S235J2C, S235J2C+N),
DIN EN 10028 (P235GH),
DIN EN 10120 (P245NB),
DIN 10217-1 (P235 TR1),
ASTM (A53 Grade A, A 283 Grade C, A 1011 SS Grade 33, A 1011 SS Grade 36 Type 1, A 1018 CS Type B, A 1018 SS Grade 33, A 1018 SS Grade 36 Type 1, A 1018 SS Grade 36 Type 2)
SAE J403 (SAE 1008, SAE 1010, SAE 1012, SAE 1015),
JIS G 3101 (SS400),
JIS G3132 (SPHT-2),
API 5L (A PSL 1-L210, B PSL 1-L245, BN PSL 2).

Group 3
DIN EN 10025-2 (S275JR, S275J0, S275J2, S275JR+N, S275J2+N, S275JRC, 275J2C, S275J2C+N),
DIN EN 10028 (P265 GH, P295 GH),
DIN EN 10120 (P265NB, P310 NB),
DIN EN 10149-2 (S315MC),
DIN EN 10338 (HDT 580X -DP600, HCT 600X-DP600),
ASTM A 36 (ASTM A 36),
ASTM A 1011 (SS Grade 36 Type 2),
ASTM A 1018 (SS Grade 40, HSLAS Grade 45 Class 1),
ASTM A 500 (Grade B),
ASTM A786 (ASTM A 36) ,
SAE J403 (SAE 1018, SAE 1020, SAE 1022),
JIS G 3125 (SPA-H),
API 5L (X42 PSL 1-L290, X46 PSL 1-L320, X42N PSL 2-L290N, X46N PSL 2-L320N).

Group 4
DIN EN 10025-2 (S355JR, S355J0, S 355J2, S355JR+N, S355J2+N, S355J2+N+Cu, S355JRC, S355J2C, S355J2C+N),
DIN EN 10025-5 (S355J0WP, S355J2WP),
DIN EN 10028 (P355 GH),
DIN EN 10083 (28Mn6,30MnB5),
DIN EN 10120 (P355NB),
DIN EN 10149-2 (S355MC),
ASTM A 500 (Grade C),
ASTM A 572 (Grade 50, Grade 55),
ASTM A 1011 (SS Grade 50, SS Grade 55, HSLAS-[Grade 50 Class1,Grade 55 Class1,Grade 55 Class2, Grade 60 Class1]),
ASTM A 1018 HSLAS (Grade 50 Class 1, Grade 55 Class 1),
SAE J403 (SAE 1025, SAE 1030).

Group 5
SAE J403 (SAE 1040, SAE 1045),
API 5CT (J55).

Group 6
SAE J403 (SAE 1050, SAE 1055, SAE 1060).

Group 7
DIN EN 10149-2 (S420MC),
API 5L (X52 PSL 1, X56 PSL 1, X52M PSL 2- L360M, X56M PSL 2-L390M).

Group 8
DIN EN 10149-2 (S460MC),
API 5L (X60 PSL 1-L415, X65 PSL 1-L450, X60M PSL 2-L415M, X65M PSL 2-L450M).

Group9
DIN EN 10083-3 (42CrMo4),
DIN EN 10149-2 (S500MC, S550MC),
SAE J403 (SAE 1070, SAE 1080),
API 5L (X70 PSL 1- L485, X70M PSL 2-485M).

Group10
GOST 1050-88 (08KP/PS)

Group 11
GOST 380-2005 (St2KP/PS/SP, St3KP/PS/SP)



Hot Rolled Sheet

Weight (kg/sheet, m²)

Thickness	Weight - sheet	Weight- m²	Width x Length
mm	kg		mm
2,0	31,40	15,70	1000 x 2000
2,0	49,06	15,70	1250 x 2500
2,5	32,96	19,63	1000 x 2000
2,5	61,34	19,63	1250 x 2500
3,0	47,10	23,55	1000 x 2000
3,0	73,60	23,55	1250 x 2500
3,0	211,95	23,55	1500 x 6000
4,0	62,80	31,40	1000 x 2000
4,0	98,12	31,40	1250 x 2500
4,0	282,60	31,40	1500 x 6000
5,0	78,50	39,25	1000 x 2000
5,0	122,66	39,25	1250 x 2500
5,0	353,25	39,25	1500 x 6000
6,0	92,40	47,10	1000 x 2000
6,0	147,20	47,10	1250 x 2500
6,0	423,90	47,10	1500 x 6000
8,0	125,60	62,80	1000 x 2000
8,0	565,20	62,80	1500 x 6000

Hot Rolled Plate

Weight (kg/sheet, m²)

Thickness	Weight - sheet	Weight - m²	Width x Length
mm	kg		mm
10,0	157,00	78,50	1000 x 2000
10,0	706,50		1500 x 6000
10,0	942,00		2000 x 6000
12,0	847,80	94,20	1500 x 6000
12,0	1130,40		2000 x 6000
14,0	989,10	109,90	1500 x 6000
14,0	1318,80		2000 x 6000
15,0	1059,75	117,75	1500 x 6000
15,0	1413,00		2000 x 6000
16,0	1130,40	125,60	1500 x 6000
16,0	1507,20		2000 x 6000
18,0	1271,70	141,30	1500 x 6000
18,0	1695,60		2000 x 6000
20,0	1413,00	157,00	1500 x 6000
20,0	1884,00		2000 x 6000
22,0	1554,30	172,70	1500 x 6000
22,0	2072,40		2000 x 6000
25,0	1766,25	196,25	1500 x 6000
25,0	2355,00		2000 x 6000
30,0	2119,50	235,50	1500 x 6000
30,0	2826,00		2000 x 6000
35,0	2472,75	274,75	1500 x 6000
40,0	2826,00	314,00	1500 x 6000
45,0	3179,25	353,25	1500 x 6000
50,0	3523,50	392,50	1500 x 6000
60,0	5652,00	471,00	2000 x 6000
70,0	6594,00	549,50	2000 x 6000
80,0	7536,00	628,00	2000 x 6000
90,0	8478,00	706,50	2000 x 6000
100,0	7065,00	785,00	1500 x 6000
120,0	8478,00	942,00	1500 x 6000

Cold Rolled

Coil

Sheet

Cold Rolled Coil

Thickness	Maximum Width (mm)	
mm	Group 1	Group 2
0.30-0.39	1000	
0.40-0.49	1250	
0.50	1250	1000
0.51-0.59	1250	
0.60	1500	1000
0.61-0.64	1500	
0.65	1500	1220
0.66-0.69	1500	
0.70	1500	1250
0.71-0.79	1500	
0.80-0.90	1500	1400
0.91-0.99	1500	
1.00-2.00	1500	1500
2.01-3.50	1500	

Standards and Steel Grades of CRC

Group 1
EN 10130 (DC01, DC03, DC04)
ASTM A366 (A366)
JIS G3141 (SPCC, SPCD, SPCE)
ASTM A568 (SAE1006, SAE1008)

Group 2
GOST 1050-88 (08KP/PS)

Cold Rolled Sheet

Thickness	Weight - sheet	Weight - m²	Width x Length
mm	kg		mm
0,5	7,85	3,93	1000 x 2000
0,6	9,42	4,71	1000 x 2000
0,7	10,99	5,50	1000 x 2000
0,8	12,56	6,28	1000 x 2000
0,9	14,13	7,07	1000 x 2000
1,0	15,17	7,85	1000 x 2000
1,0	24,53	7,85	1250 x 2000
1,2	18,84	9,42	1000 x 2000
1,2	29,44	9,42	1250 x 2500
1,4	21,98	10,99	1000 x 2000
1,4	34,35	10,99	1250 x 2500
1,5	23,55	11,78	1000 x 2000
1,5	36,80	11,78	1250 x 2500
2,0	31,40	15,70	1000 x 2000
2,0	49,06	15,70	1250 x 2500

Hot-dip Galvanized Steel

Sheet
Coil
Pre-painted Galvanized Steel

Hot-dip Galvanized Coil

Thickness	Maximum Width (mm)				
mm	Group 1	Group 2	Group 3	Group 4	Group 5
0.23-0.24	990				990
0.25-0.35	1140	1140			1140
0.36-0.49	1240	1235			1240
0.50-0.54	1570	1500	1250		1500
0.55-0.59	1570	1500	1300	1300	1570
0.60-0.70	1670	1600	1600	1600	1670
0.71-1.20	1800	1600	1600	1600	1800
1.21-1.50	1690	1590	1590	1590	1690
1.51-2.00	1585	1585	1585	1585	1585
2.01-2.50	1515	1500	1085	1085	1515
2.51-3.00	1515	1500			1515
3.01-4.00	1500	1500			1500

Standards and Steel Grades of HDG Coils

Group 1
EN 10346 (DX51D+Z)

Group 2
EN 10346 (DX52D+Z)

Group 3
EN 10346 (DX53D+Z)

Group 4
EN 10346 (DX54D+Z)

Group 5
EN 10326(S220GD;S250GD)

Hot-dip Galvanized Sheet

Weight (kg/sheet, m²)

Thickness	Weight - sheet	Weight - m²	Width x Length
mm	kg		mm
0,4	6,28	3,14	1000 x 2000
0,5	7,85	3,93	1000 x 2000
0,5	9,82	3,93	1250 x 2000
0,6	9,42	4,71	1000 x 2000
0,6	11,78	4,71	1250 x 2000
0,7	10,99	5,50	1000 x 2000
0,7	13,80	5,50	1250 x 2000
0,7	16,50	5,50	1500 x 2000
0,8	12,56	6,28	1000 x 2000
0,8	15,70	6,28	1250 x 2000
0,8	18,80	6,28	1500 x 2000
0,9	14,13	7,07	1000 x 2000
0,9	17,60	7,07	1250 x 2000
1,0	15,70	7,85	1000 x 2000
1,0	19,60	7,85	1250 x 2000
1,2	18,84	9,72	1000 x 2000
1,2	24,30	9,72	1250 x 2000
1,3	20,41	10,20	1000 x 2000
1,3	25,50	10,20	1250 x 2000
1,4	21,98	10,99	1000 x 2000
1,4	27,48	10,99	1250 x 2000
1,5	23,55	11,78	1000 x 2000
1,5	29,50	11,78	1250 x 2000
1,8	28,26	14,23	1250 x 2000
2,0	31,40	15,70	1000 x 2000
2,0	39,25	15,70	1250 x 2000

Sheet
Coil

Hot Rolled Chequered Steel



Hot Rolled Chequered Sheet

Weight (kg/sheet, m²)

Thickness	Weight - sheet	Weight - m²	Width x Length
mm	kg		mm
3,0	51,00	25,50	1000 x 2000
3,0	127,50	25,50	1250 x 4000
3,0	229,50	25,50	1500 x 6000
4,0	66,80	33,40	1000 x 2000
4,0	167,00	33,40	1250 x 4000
4,0	300,60	33,40	1500 x 6000
5,0	82,40	41,25	1000 x 2000
5,0	206,00	41,25	1250 x 4000
5,0	370,80	41,25	1500 x 6000
6,0	83,80	49,10	1000 x 2000
6,0	209,50	49,10	1250 x 4000
6,0	377,10	49,10	1500 x 6000
8,0	576,90	64,10	1500 x 6000

Hot Rolled Chequered Coil

Thickness	Width (mm)	
mm	Group 1	Group 2
3.00-10.00	720-1550	
4.00-6.00		1000-1250
Group1: Diamond & Tear drop pattern; Height of pattern: 0.80-2.00 mm		
Group 2: Tear drop pattern; Height of pattern: 0.50-1.80 mm		

Standards and Steel Grades

Group 1
DIN EN 10025-2 (S235JR)

Group 2
GOST 1050-88 (08KP/PS)
GOST 380-2005 (St3KP/PS)

Structural Steel Profiles

Merchant Bars

Hot Rolled
Long Products

Structural Steel Profile **HEA**

EN 10034

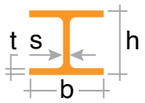

HEA	Dimensions				Weight	Cross-section area F	Wx	Wy
	h	b	s	t				
No	mm				kg/m	cm²	cm³	
HEA 100	96	100	5,0	8,0	16,70	21,20	72,80	26,80
HEA 120	114	120	5,0	8,0	19,90	25,30	106,00	38,50
HEA 140	133	140	5,5	8,5	24,70	31,40	155,00	55,60
HEA 160	152	160	6,0	9,0	30,40	38,80	220,00	76,90
HEA 180	171	180	6,0	9,5	35,50	45,30	294,00	103,00
HEA 200	190	200	6,5	10,0	42,30	53,80	389,00	134,00
HEA 220	210	220	7,0	11,0	50,50	64,30	515,00	178,00
HEA 240	230	240	7,5	12,5	60,30	76,80	675,00	231,00
HEA 260	250	260	7,5	12,5	68,20	84,20	836,00	282,00
HEA 280	270	280	8,0	13,0	76,40	97,30	1013,00	340,00
HEA 300	290	300	8,5	14,0	88,30	113,00	1260,00	421,00
HEA 320	310	300	9,0	15,5	97,60	124,00	1479,00	466,00
HEA 340	330	300	9,5	16,5	104,80	133,00	1678,00	496,00
HEA 360	350	300	10,0	17,5	112,10	143,00	1891,00	526,00
HEA 400	390	300	11,0	19,0	124,80	159,00	2311,00	571,00
HEA 450	440	300	11,5	21,0	139,80	178,00	2896,00	631,00
HEA 500	490	300	12,0	23,0	155,10	198,00	3550,00	691,00
HEA 550	540	300	12,5	24,0	166,20	212,00	4146,00	721,00
HEA 600	590	300	13,0	25,0	177,80	226,00	4787,60	751,00
HEA 650	640	300	13,5	26,0	189,70	242,00	5474,00	782,00
HEA 700	690	300	14,5	27,0	204,50	260,00	6241,00	812,00
HEA 800	790	300	15,0	28,0	224,40	286,00	7682,00	843,00
HEA 900	890	300	16,0	30,0	251,60	321,00	9485,00	903,00
HEA 1000	990	300	16,5	31,0	272,30	347,00	11189,00	934,00

Structural Steel Profile **HEB**

EN 10034

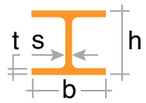

HEB	Dimensions				Weight	Cross-section area F	Wx	Wy
	h	b	s	t				
No	mm				kg/m	m²	cm³	
HEB 100	100	100	6,0	10,0	20,40	26,00	88,90	26,00
HEB 120	120	120	6,5	11,0	26,70	34,00	144,00	34,00
HEB 140	140	140	7,0	12,0	33,70	43,00	216,00	43,00
HEB 160	160	160	8,0	13,0	42,60	54,30	312,00	54,30
HEB 180	180	180	8,5	14,0	51,20	65,30	426,00	65,30
HEB 200	200	200	9,0	15,0	61,30	78,10	570,00	78,10
HEB 220	220	220	9,5	16,0	71,50	91,00	736,00	91,00
HEB 240	240	240	10,0	17,0	83,20	106,00	938,00	106,00
HEB 260	260	260	10,0	17,5	93,00	118,00	1148,00	118,00
HEB 280	280	280	10,5	18,0	103,10	131,00	1376,00	131,00
HEB 300	300	300	11,0	19,0	117,0	149,00	1678,00	149,00
HEB 320	320	300	11,5	20,5	126,70	161,00	1926,00	161,00
HEB 340	340	300	12,0	21,5	134,20	171,00	2156,00	171,00
HEB 360	360	300	12,5	22,5	141,80	181,00	2400,00	181,00
HEB 400	400	300	13,5	24,0	155,30	198,00	2884,00	198,00
HEB 450	450	300	14,0	26,0	171,10	218,00	3551,00	218,00
HEB 500	500	300	14,5	28,0	187,30	239,00	34287,00	239,00
HEB 550	550	300	15,0	29,0	199,40	254,00	4971,00	254,00
HEB 600	600	300	15,5	30,0	211,90	270,00	5701,00	270,00
HEB 650	650	300	16,0	31,0	224,80	286,00	6480,00	286,00
HEB 700	700	300	17,0	32,0	240,50	306,00	7340,00	306,00
HEB 800	800	300	17,5	33,0	262,30	334,00	8977,00	334,00
HEB 900	900	300	18,5	35,0	291,50	371,00	10979,00	371,00
HEB 1000	1000	300	19,0	36,0	314,00	400,00	12895,00	400,00



Structural Steel Profile **IPE**

EN 10034

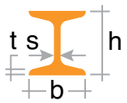

IPE	Dimensions				Weight	Cross-section area F	Wx	Wy
	h	b	s	t				
No	mm				kg/m	cm²	cm³	
80	80	46	3,8	5,2	6,00	7,64	20,03	3,69
100	100	55	4,1	5,7	8,10	10,30	34,20	5,79
120	120	64	4,4	6,3	10,40	13,20	52,96	8,65
140	140	73	4,7	6,9	12,90	16,40	77,32	12,31
160	160	82	5,0	7,4	15,80	20,10	108,70	16,66
180	180	91	5,3	8,0	18,80	23,90	146,30	22,16
200	200	100	5,6	8,5	22,40	28,50	194,30	28,47
220	220	110	5,9	9,2	26,20	33,40	252,00	37,25
240	240	120	6,2	9,8	30,70	39,10	324,30	47,27
270	270	135	6,6	10,2	36,10	45,90	428,90	62,20
300	300	150	7,1	10,7	42,20	53,80	557,10	80,50
330	330	160	7,5	11,5	49,10	62,60	713,10	98,52
360	360	170	8,0	12,7	57,10	72,70	903,60	122,80
400	400	180	8,6	13,5	66,33	84,50	1156,00	146,40
450	450	190	9,4	14,6	77,60	98,90	1500,00	176,40
500	500	200	10,2	16,2	90,70	116,00	1928,00	214,20
550	550	210	11,1	17,2	106,00	134,00	2441,00	254,10
600	600	220	12,0	19,0	122,00	156,00	3069,00	307,90

Structural Steel Profile **IPN**

EN 10034

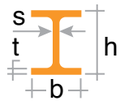

IPN	Dimensions				Weight	Cross-section area F	Wx	Wy
	h	b	s	t				
No	mm				kg/m	cm²	cm³	
80	80	42	3,9	5,9	5,94	7,58	19,50	3,00
100	100	50	4,5	6,8	8,32	10,60	34,20	4,88
120	120	58	5,1	7,7	11,20	14,20	54,70	7,41
140	140	66	5,7	8,6	14,40	18,30	81,90	10,70
160	160	74	6,3	9,5	17,90	22,80	118,00	14,80
180	180	82	6,9	10,5	21,90	27,90	161,00	19,80
200	200	90	7,5	11,3	26,30	33,50	214,00	26,00
220	220	98	8,1	12,2	31,10	39,60	278,00	33,10
240	240	106	8,7	13,1	36,20	46,10	354,00	41,70
250	250	110	9,0	13,6	39,00	49,70	398,00	46,40
260	260	113	9,4	14,1	41,90	53,30	442,00	51,00
280	280	119	10,1	15,2	48,00	61,10	542,00	61,20
300	300	125	10,8	16,2	54,20	69,10	653,00	72,20
320	320	131	11,5	17,3	61,10	77,80	782,00	84,70
340	340	137	12,2	18,3	68,10	86,80	923,00	98,40
360	360	143	13,0	19,5	76,20	97,10	1090,00	114,00
380	380	149	13,7	20,5	84,00	107,00	1260,00	131,00
400	400	155	14,4	21,6	92,60	118,00	1460,00	149,00
425	425	163	15,3	23,0	104,00	132,00	1740,00	176,00
450	450	170	16,2	24,3	115,00	147,00	2040,00	203,00
475	475	178	17,1	25,6	128,00	163,00	2380,00	235,00
500	500	185	18,0	27,0	141,00	180,00	2750,00	268,00
550	550	200	19,0	30,0	167,00	213,00	3610,00	349,00
600	600	215	21,6	32,4	199,00	254,00	4630,00	434,00



Structural Steel Profile **UPE**

EN 10279

UPE	Dimensions				Weight	Cross-section area F	Wx	Wy
	h	b	s	t				
No	mm				kg/m	cm²	cm³	
UPE 80	80	50	4,0	7,0	7,90	10,10	26,80	8,00
UPE 100	100	55	4,5	7,5	9,82	12,50	41,40	10,60
UPE 120	120	60	5,0	8,0	12,10	15,40	60,60	13,80
UPE 140	140	65	5,0	9,0	14,50	18,40	85,60	18,20
UPE 160	160	70	5,5	9,5	17,00	21,70	114,00	22,60
UPE 180	180	75	5,5	10,5	19,70	25,10	150,00	28,60
UPE 200	200	80	6,0	11,0	22,80	29,00	191,00	34,50
UPE 220	220	85	6,5	12,0	26,60	33,90	244,00	42,50
UPE 240	240	90	7,0	12,5	30,20	38,50	300,00	50,10
UPE 270	270	95	7,5	13,5	35,20	44,80	389,00	60,70
UPE 300	300	100	9,5	15,0	44,40	56,60	522,00	75,60
UPE 330	330	105	11,0	16,0	53,20	67,80	667,00	89,70
UPE 360	360	110	12,0	17,0	61,20	77,90	824,00	105,00
UPE 400	400	115	13,5	18,0	72,20	91,90	1050,00	123,00

Structural Steel Profile **UPN**

EN 10279

UPN	Dimensions				Weight	Cross-section area F	Wx	Wy
	h	b	s	t				
No	mm				kg/m	cm²	cm³	
UPN 30x15	30	15	4,0	4,5	1,74	2,21	1,69	0,39
UPN 30	30	33	5,0	7,0	4,27	26,00	4,26	2,68
UPN 40x20	40	20	4,0	4,5	2,87	3,66	7,05	0,86
UPN 40	40	35	5,0	7,0	4,87	6,21	3,79	3,08
UPN 50x25	50	25	5,0	6,0	3,86	4,92	10,56	1,47
UPN 50	50	38	5,0	7,0	5,60	7,12	6,72	3,75
UPN 60	60	30	6,0	6,0	5,10	6,46	10,53	2,16
UPN 65	65	42	5,5	7,5	7,10	9,03	17,69	5,07
UPN 80	80	45	6,0	8,0	8,65	11,00	26,50	6,36
UPN 100	100	50	6,0	8,5	10,60	13,50	41,20	8,49
UPN 120	120	55	7,0	9,0	13,40	17,00	60,67	11,08
UPN 140	140	60	7,0	10,0	16,20	20,40	86,43	14,75
UPN 160	160	65	7,5	10,5	18,80	24,00	115,63	18,30
UPN 180	180	70	8,0	11,0	22,00	28,00	150,00	22,44
UPN 200	200	75	8,5	11,5	25,30	32,30	191,00	26,96
UPN 220	220	80	9,0	12,5	29,40	37,40	244,55	33,62
UPN 240	240	85	9,5	13,0	33,20	42,30	300,00	39,55
UPN 260	260	90	10,0	14,0	37,90	48,30	370,77	47,74
UPN 280	280	95	10,0	15,0	41,80	53,30	448,57	57,25
UPN 300	300	100	10,0	16,0	46,20	58,80	535,33	67,81
UPN 320	320	100	14,0	17,5	59,50	75,80	679,38	80,68
UPN 350	350	100	14,0	16,0	60,70	77,30	733,71	75,00
UPN 380	380	102	13,5	16,0	63,10	80,40	829,47	78,64
UPN 400	400	110	14,0	18,0	71,80	91,50	1017,50	101,32

Structural Steel Profile **U-channel**

GOST 8240

П-channel	Dimensions						Weight	Cross-section area F	Wx	Wy
	h	b	s	t	R	r				
No	mm						kg/m	(cm²)	(cm³)	(cm³)
5 П	50	32	4,5	7,0	6,0	3,5	4,84	6,16	9,10	2,99
6,5 П	65	36	4,4	7,2	6,0	3,5	5,90	7,51	15,0	3,06
8 П	80	40	4,5	7,4	6,5	3,5	7,05	8,98	22,5	3,31
10 П	100	46	4,5	7,6	7,0	4,0	8,59	10,9	34,9	7,37
12 П	120	52	4,8	7,8	7,5	4,5	10,40	13,3	50,8	9,84
14 П	140	58	4,9	8,1	8,0	4,5	12,30	15,6	70,4	12,9
16 П	160	64	5,0	8,4	8,5	5,0	14,20	18,1	93,8	16,4
16a П	160	68	5,0	9,0	8,5	5,0	15,30	19,5	103,0	19,6
18 П	180	70	5,1	8,7	9,0	5,0	16,30	20,7	121,0	20,6
18a П	180	74	5,1	9,3	9,0	5,0	17,40	22,2	133,0	24,3
20 П	200	76	5,2	9,0	9,5	5,5	18,40	23,4	153,0	25,2
22 П	220	82	5,4	9,5	10,0	6,0	21,00	26,7	193,0	31,0
24 П	240	90	5,6	10,0	10,5	6,0	24,00	30,6	243,0	39,5
27 П	270	95	6,0	10,5	11,0	6,5	27,70	35,2	310,0	46,7
30 П	300	100	6,5	11,0	12,0	7,0	31,8	40,5	389,0	54,8
33 П	330	105	7,0	11,7	13,0	7,5	36,50	46,5	486,0	64,6
36 П	360	110	7,5	12,6	14,0	8,5	41,90	53,4	603,0	76,3
40 П	400	115	8,0	13,5	15,0	9,0	48,30	61,5	763,0	89,9

U-channel	Dimensions						Weight	Cross-section area F	Wx	Wy
	h	b	s	t	R	r				
No	mm						kg/m	(cm²)	(cm³)	(cm³)
5 U	4.84	50	32	4,4	7,0	6,0	2,5	6.16	9,10	2,75
6,5 U	5.90	65	36	4,4	7,2	6,0	2,5	7.51	15,00	3,68
8 U	80	40	4,5	7,4	6,5	2,5	7,05	8.98	22,4	4,75
10 U	100	46	4,5	7,6	7,0	3,0	8,59	10.90	34,8	6,46
12 U	120	52	4,8	7,8	7,5	3,0	10,40	13.30	50,6	8,52
14 U	140	58	4,9	8,1	8,0	3,0	12,30	15.60	70,2	11,0
16 U	160	64	5.0	8,4	8,5	3,5	14,20	18.10	93,4	13,8
16a U	160	68	5.0	9,0	8,5	3,5	15,30	19.50	103,0	16,4
18 U	180	70	5,1	8,7	9,0	3,5	16,30	20.70	121,0	17,0
18a U	180	74	5,1	9,3	9,0	3,5	17,40	22.20	132,0	20,0
20 U	200	76	5,2	9,0	9,5	4,0	18,40	23.40	152,0	20,5
22 U	220	82	5,4	9,5	10,0	4,0	21,00	26.70	192,0	25,1
24 U	240	90	5,6	10,0	10,5	4,0	24,00	30.60	242,0	31,6
27 U	270	95	6,0	10,5	11,0	4,5	27,70	35.20	308,0	37,3
30 U	300	100	6,5	11,0	12,0	5,0	31,80	40.50	387,0	43,6
33 U	330	105	7,0	11,7	13,0	5,0	36,50	46.50	484,0	51,8
36 U	360	110	7,5	12,6	14,0	6,0	41,90	53.40	601,0	61,7
40 U	400	115	8,0	13,5	15,0	6,0	48,30	61.50	761,0	73,4

Structural Steel Profile **I-beam**

GOST 8239

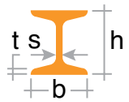

	Dimensions						Weight	Cross-section area F	Wx	Wy
	h	b	s	t	R	r				
No	mm						kg/m	cm²	cm³	
10	100	55		7,2	7,00	2,5	9,64	12,00	39,70	6,49
12	120	64		7,3	7,50	3,0	11,50	14,70	58,40	8,72
14	140	73		7,5	8,00	3,0	13,70	17,40	81,70	11,50
16	160	81	4,5 – 4,8	7,8	8,50	3,5	15,90	20,20	109,00	14,50
18	180	90	4,9 – 5,0	8,1	9,00	3,5	18,40	23,40	143,00	18,40
20	200	100	5,1 – 5,2	8,4	9,50	4,0	21,00	26,80	184,00	23,10
22	220	110	5,4 – 5,6	8,7	10,00	4,0	24,00	30,60	232,00	28,60
24	240	115	6,0 – 6,5	9,5	10,50	4,0	27,30	34,80	289,00	34,50
27	270	125	7,0 – 7,5	9,8	11,00	4,5	31,50	40,20	371,00	41,50
30	300	135	8,3	10,2	12,00	5,0	36,50	46,50	472,00	49,90
33	330	140	9,0	12,2	13,00	5,0	42,20	53,80	597,00	59,90
36	360	145	10,0	12,3	14,00	6,0	48,60	61,90	743,00	71,10
40	400	155	11,0	13,0	15,00	6,0	57,00	72,60	953,00	86,10
45	450	160	12,0	14,2	16,00	7,0	66,50	84,70	1231,00	101,00
50	500	170		15,2	17,00	7,0	78,50	100,00	1589,00	123,00
55	550	180		16,5	18,00	7,0	92,60	118,00	2035,00	151,06
60	600	190		17,8	20,00	8,0	108,00	138,00	2560,00	182,00

Merchant Bar **Equal Angle**

EN 10025

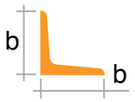

Weight (kg/meter)

Dimensions *b*	Thicknes (mm) *s*															
mm	3	4	5	6	7	8	9	10	11	12	13	14	15	16	18	20
20 x 20	0,88															
25 x 25	1,12	1,45														
30 x 30	1,36	1,78														
35 x 35	1,61	2,10														
40 x 40	1,86	2,42	2,97													
45 x 45		2,74	3,38	4,00												
50 x 50		3,06	3,77	4,47	5,15											
55 x 55			4,18	4,95												
60 x 60			4,57	5,42		7,09										
63 x 63			4,80	5,65		7,73										
65 x 65			5,00	5,91	6,83											
70 x 70			5,38	6,38	7,38	8,63	9,34									
75 x 75			5,80	6,85	7,94	9,03										
80 x 80				7,34	8,49	9,66		11,90								
90 x 90					9,61	10,90	12,20	13,40								
100 x 100					10,80	12,20	13,60	15,10		17,80						
110 x 110				10,42	11,80	13,40	15,00	16,60		19,70						
120 x 120						14,70	16,40	18,20	19,90	21,60	23,30	25,00	26,60			
125 x 125								19,10		22,70		26,20				
140 x 140								21,40			27,40	29,50				
150 x 150								23,00		27,30		31,60	33,80			
160 x 160												33,90	36,20	43,50		
180 x 180															48,60	
200 x 200														48,50		59,90

Merchant Bar **T- Bar**

EN 10025

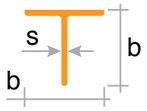

b	Thickness *s*	Weight	Area	Wx
mm		kg/m	cm²	cm³
20,0	3,0	0,88	1,12	0,27
25,0	3,0	1,11	1,42	0,43
30,0	3,0	1,35	2,14	0,72
30,0	4,0	1,77	2,26	0,80
35,0	4,0	2,08	2,65	1,10
35,0	4,5	2,33	2,97	1,23
40,0	4,0	2,41	2,99	1,46
40,0	5,0	2,96	3,77	1,84
45,0	5,0	3,36	4,29	2,30
45,0	6,0	3,98	5,08	2,73
50,0	5,0	3,75	4,80	2,94
50,0	6,0	4,44	5,66	3,36
60,0	7,0	6,23	7,94	5,48
70,0	8,0	8,32	10,60	8,79
80,0	9,0	10,70	13,60	12,80
90,0	10,0	13,40	17,10	18,20
100,0	11,0	16,40	20,90	24,60
120,0	13,0	23,20	29,60	42,00

Merchant Bar **Round**

EN 10025



Diameter *d*	Weight	Diameter *d*	Weight	Diameter *d*	Weight
mm	kg/m	mm	kg/m	mm	kg/m
8,0	0,39	30,0	5,55	95,0	55, 64
9,0	0,50	32,0	6,31	100,0	61,65
10,0	0,62	35,0	7,55	105,0	67,97
11,0	0,75	38,0	8,90	110,0	74,60
12,0	0,89	40,0	9,86	115,0	81,54
13,0	1,04	42,0	10,88	120,0	88,78
14,0	1,21	45,0	12,48	125,0	96,33
15,0	1,39	48,0	14,21	130,0	104,19
16,0	1,58	50,0	15,41	135,0	112,36
17,0	1,78	55,0	18,65	140,0	120,84
18,0	2,00	60,0	22,20	145,0	129,63
19,0	2,23	65,0	26,05	150,0	138,72
20,0	2,46	70,0	30,21	160,0	157,80
22,0	2,98	75,0	34,68	170,0	178,20
24,0	3,55	80,0	39,46	180,0	199,80
25,0	3,85	85,0	44,54	190,0	222,60
28,0	4,83	90,0	49,94	200,0	246,60



Merchant Bar **Square**

EN 10025

Diameter *d*	Weight	Diameter *d*	Weight	Diameter *d*	Weight
mm	kg/m	mm	kg/m	mm	kg/m
6,0	0,28	28,0	6,15	80,0	50,24
8,0	0,50	30,0	7,07	85,0	56,72
9,0	0,63	32,0	8,04	90,0	63,59
10,0	0,79	35,0	9,62	100,0	78,50
11,0	0,95	38,0	11,34	110,0	95,00
12,0	1,13	40,0	12,56	120,0	113,00
13,0	1,33	42,0	13,84	130,0	133,00
14,0	1,54	45,0	15,90	140,0	154,00
15,0	1,77	48,0	18,08	150,0	177,00
16,0	2,01	50,0	19,63	160,0	201,00
17,0	2,27	52,0	21,22	170,0	227,00
18,0	2,54	55,0	23,75	180,0	254,00
19,0	2,83	60,0	28,26	190,0	283,40
20,0	3,14	65,0	33,15	200,0	314,00
22,0	3,80	70,0	38,47		
25,0	4,91	75,0	44,16		

Merchant Bar **Flat**

EN 10025

Weight (kg/meter)

Width *b*	Thickness *s*													
mm	3	4	5	6	8	10	12	16	20	25	30	40	50	60
10,0	0,24	0,31	0,39											
12,0	0,28	0,38	0,47	0,57	0,75									
14,0	0,33	0,44	0,55	0,66	0,88									
16,0	0,38	0,50	0,63	0,75	1,00									
18,0	0,42	0,56	0,71	0,85	1,13									
20,0	0,47	0,62	0,78	0,93	1,25	1,56	1,96	2,49						
25,0	0,58	0,78	0,98	1,17	1,56	1,95	2,34	3,11						
30,0	0,70	0,93	1,17	1,40	1,87	2,34	2,80	3,73	4,71	5,89				
35,0	0,82	1,10	1,37	1,65	2,20	2,75	3,30	4,35	5,49	6,87				
40,0	0,93	1,25	1,56	1,87	2,49	3,11	3,74	4,99	6,23	7,85	9,42			
45,0			1,75	2,10	2,80	3,50	4,21	5,61	7,01	8,83	10,60			
50,0			1,94	2,34	3,11	3,89	4,67	6,23	7,79	9,81	11,78	15,70		
55,0			2,14	2,57	3,43	4,28	5,15	6,85	8,57	10,79	12,95			
60,0			2,34	2,80	3,14	4,67	5,61	7,48	9,35	11,78	14,13	18,40	23,56	
65,0			2,55	3,06	4,08	5,10	6,12	8,16	10,21	12,76	15,31	20,41		
70,0			2,75	3,30	4,40	5,49	6,59	8,79	10,99	13,74	16,49	21,98	27,48	
75,0			2,74	3,53	4,71	5,80	7,06	9,42	11,78	14,72				
80,0			3,14	3,77	5,02	6,28	7,54	10,05	12,56	15,70	18,84	25,12	31,40	
90,0			3,53	4,24	5,65	7,06	8,48	11,30	14,13	17,66	21,20	28,26	35,32	
100,0			3,92	4,71	6,28	7,85	9,42	12,56	15,70	19,63	23,55	31,40	39,26	47,10
110,0			4,32	5,18	6,91	8,63	10,36	13,82	17,27	21,59	25,91	34,54	43,18	
120,0			4,71	5,65	7,54	9,42	11,30	15,07	18,84	23,55	28,26	37,68	47,10	
130,0			5,10	6,12	8,16	10,21	12,25	16,33	20,41	25,51	30,62	40,82	51,02	
140,0			5,49	6,59	8,79	10,99	13,19	17,58	21,98	27,48	32,97	43,96	54,96	
150,0			5,89	7,07	9,24	11,77	14,13	18,84	23,55	29,44	35,33	47,10	58,88	
160,0						12,56	15,07	20,10	25,12	31,40	37,68	50,24	62,80	
180,0						14,13	16,96	22,61	28,26	35,36	42,39	56,52	70,66	
200,0						15,70	18,84	25,12	31,40	39,25	47,10	62,80	78,50	

Concrete Reinforcing Steel

Reinforcing Deformed Steel Bar

B500B/C

Nominal diameter	Bars	Coils	Reinforcing structures	Cross section area	Weight
mm				mm²	kg/m
8,0	x	x	x	50,3	0,395
10,0	x	x	x	78,5	0,617
12,0	x	x	x	113,1	0,888
14,0	x	x	x	153,9	1,208
16,0	x	x	x	201,1	1,578
18,0	x			254,5	1,997
20,0	x			314,2	2,446
22,0	x			308,1	2,984
25,0	x			490,9	3,853
28,0	x			615,8	4,833
32,0	x			804,2	6,313
40,0	x			1257,1	9,860

Wire Rod

SAE 1006/1008/1010

Nominal diameter	Wire rod in coils	Reinforcing structures	Cross section area	Weight
mm			mm2	kg/m
4,0	x	x	12,6	0,099
4,5	x	x	15,9	0,125
5,0	x	x	19,9	0,154
5,5	x	x	23,8	0,187
6,0	x	x	28,3	0,222
6,5	x	x	33,2	0,260
7,0	x	x	38,5	0,320
7,5	x	x	44,2	0,347
8,0	x	x	50,3	0,395
8,5	x	x	56,7	0,445
9,0	x	x	63,6	0,499
9,5	x	x	70,9	0,556
10,0	x	x	78,5	0,617
11,0	x	x	95	0,746
12,0	x	x	113	0,888
14,0	x	x	154	1,21
16,0	x	x	201	1,58

Other Products

Thermal-insulation Wall Panels
Wire Products
Hardware
Seamless Pipes
Hydrotested Hot-dip Galvanized Pipes

Hydrotested Hot-dip Galvanized Pipes

EN 10255

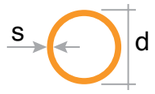

Dimensions	Outside diameter *d*			H (Heavy)			M (Medium)		
	Nominal	Tolerance		Thickness *s*	Weight – meter		Thickness *s*	Weight – meter	
		maximum	minimum		Plain edge	Threaded edge		Plain edge	Threaded edge
inch	mm				kg		mm	kg	
1/8”	10.2	10.6	9.8	2.6	0.487	0.49	2	0.404	0.407
1/ 4”	13.5	14.0	13.2	2.9	0.765	0.769	2.3	0.641	0.645
3/8”	14.2	17.5	16.7	2.9	1.02	1.03	2.3	0.839	0.845
1/ 2”	21.3	21.8	21	3.2	1.44	1.45	2.6	1.21	1.22
3/ 4”	26.9	27.3	26.5	3.2	1.87	1.88	2.6	1.56	1.57
1”	33.7	34.2	33.3	4	2.93	2.95	3.2	2.41	2.43
1 1/ 4”	42.4	42.9	42	4	3.79	3.82	3.2	3.1	3.13
1 1/ 2”	48.3	48.8	47.9	4	4.37	4.41	3.2	3.56	3.6
2”	60.3	60.8	59.7	4.5	6.19	6.26	3.6	5.03	5.1
2 1/ 2”	76.1	76.6	75.3	4.5	7.93	8.05	3.6	6.42	6.54
3”	88.9	89.5	88	5	10.3	10.5	4.0	8.36	8.53
4”	114.3	115	113.1	5.4	14.5	14.8	4.5	12.2	12.5
5”	139.7	140.8	138.5	5.4	17.9	18.4	5.0	16.6	17.1
6”	165.1	166.5	163.9	5.4	21.3	21.9	5.0	19.8	20.4

Roof-panel

MASTER PANEL 915 R3

Thickness	Length
mm	
30	13500
40	13500
50	13500
60	13500
80	13500
30, 40, 50, 60, 80	Cut to 13500 mm, lengths according to customers specifications and safety transportation

Roof-panel

MASTER PANEL 1000 R4

Thickness	Length
mm	
40	13500
50	13500
60	13500
80	13500
40, 50, 60, 80	Cut to 13500 mm, lengths according to customers' specification, for safety transportation and assembling

Wall-panel

MASTER PANEL 1000 W

Thickness	Length
mm	
45	13500
50	13500
60	13500
80	13500
45, 50, 60, 80	Cut to 13500 mm, lengths according to customer's specifications, safety transportation and assembling

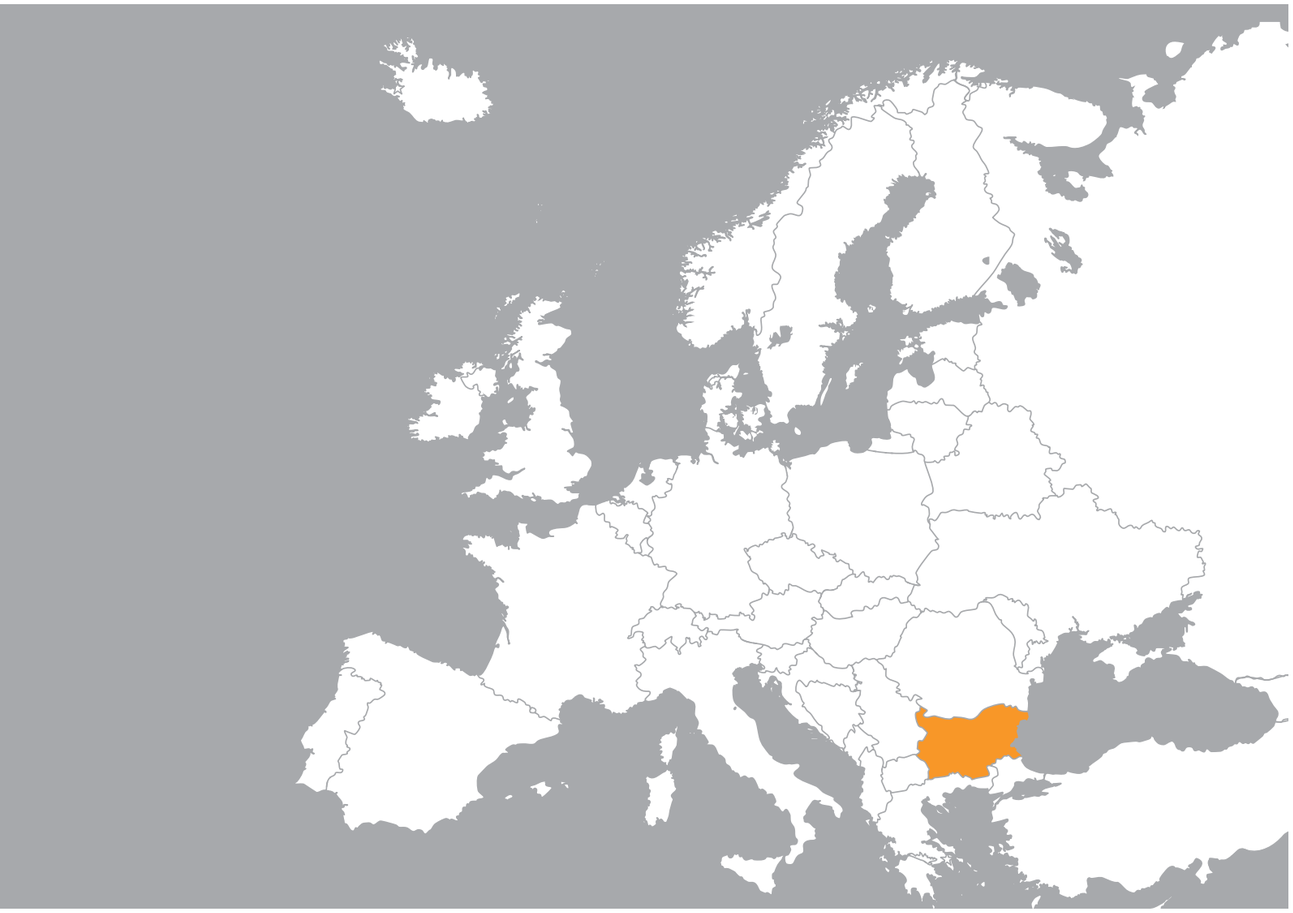

HUS
Steel manufacturing and trade

Branches I Bulgaria

HUS Ltd.
64A Plovdiv-Sever Str.
4027 Plovdiv, Bulgaria

HUS Ltd – Sofia
64 Bul. Iliantsy
1000 Sofia, Bulgaria

HUS Ltd – Lom
1 Industrialna Str.,
3600 Lom, Bulgaria

HUS Ltd - Bourgas
Sarafovo district, 8016
Bourgas, Bulgaria

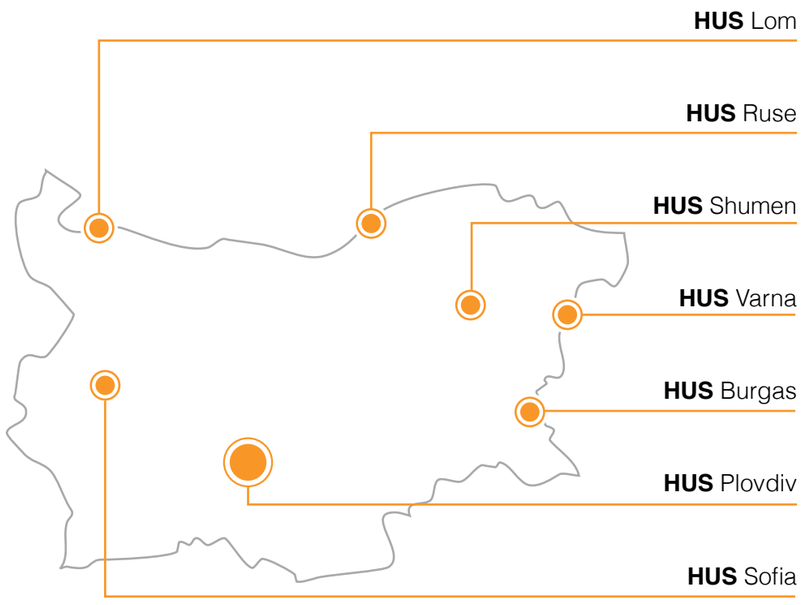

Contents

Who we are

2 History
3 Values
5 Assets
7 Our Team
9 Products

Manufacturing

Welded Tubes and Hollow Sections

16 – 17 Round
18 – 19 Square
20 – 21 Rectangular
22 Hydrotested

Cold Bent Profiles

23 Cold Bent Profiles

Galvanized Profiles

24 Galvanized Profiles for Dry-wall Construction
24 Reinforcement Galvanized Profiles for PVC Systems

Corrugated sheets

25 Corrugated sheets

Welded Wire Mesh

27 Welded Wire Mesh for Concrete Reinforcement

Services

30 Cut to strips from Coils
30 Cut to length from Coils
31 Cut and bend of reinforcing steel

Trade

Flat Products

36 – 38 Hot Rolled
39 Cold Rolled
40 Hot-dip Galvanized Steel
41 Hot Rolled Chequered Steel

Long Products

Structural Steel Profiles
44 HEA
45 HEB
46 IPE
47 IPN
48 UPE
49 UPN
50 U-Channel
51 I-Beam

Merchant Bars
52 Equal Angle
53 T-Bar
53 Round
54 Square
55 Flat

Concrete Reinforcing Steel

56 Reinforcing Deformed Steel Bar
56 Wire Rod

Other products

57 Hydrotested Hot-dip Galvanized Pipes
57 Thermal-insulation Wall Panels

Rely on us

www.husltd.com